



40-CBS Series

Black = inches Red = mm

STYLE	FIG.	A HEIGHT	B PIN SPACING	C STANDOFFS	D PIN LENGTH
40-CBS surface mount	1	.40 (10,16)	none	none	none
42-CBS	3	.40 (10,16)	1.0 (25,4)	none	.12 (3,05)
44-CBS	2	.40 (10,16)	.50 (12,7)	none	.12 (3,05)
45-CBS	4	.40 (10,16)	1.0 (25,4)	.010 (.25)	.12 (3,05)
47-CBS	4	.40 (10,16)	1.0 (25,4)	.010 (.25)	.15 (3,81)
48-CBS	2	.40 (10,16)	.50 (12,7)	none	.15 (3,81)
49-CBS	5	.40 (10,16)	.25 (6,35)	none	.12 (3,05)
49L-CBS	6	.40 (10,16)	.25 (6,35)	.005 (.13)	.12 (3,05)

NOTES

- Drawings in figures 1-6 are not to scale; see chart for sizing
- Standard cover height: .280" (7,11) 40-CBS
- Other cover heights available, consult factory

FIGURE 1 Surface Mount

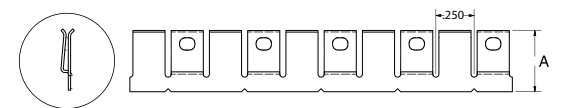


FIGURE 2 .50" Pin Spacing, No Standoff

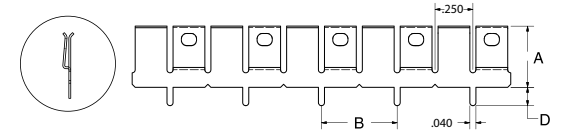


FIGURE 3 1.0" Pin Spacing, No Standoff

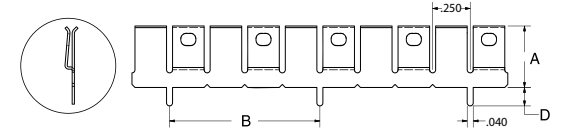


FIGURE 4 1.0" Pin Spacing, With Standoff

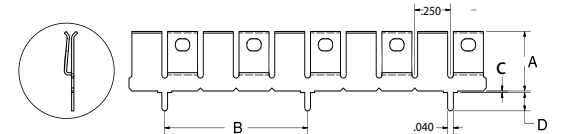


FIGURE 5 .25" Pin Spacing, No Standoff

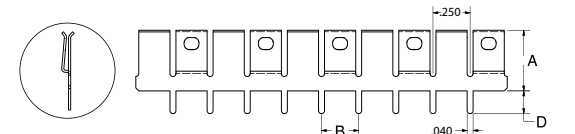
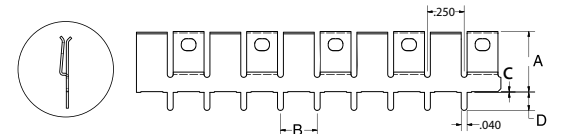
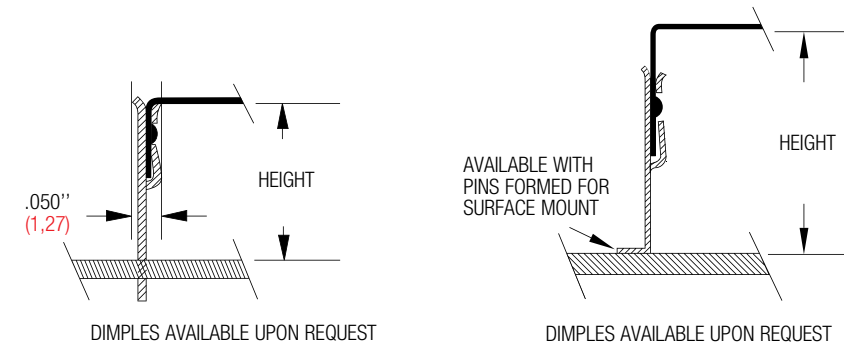


FIGURE 6 .25" Pin Spacing, With Standoff

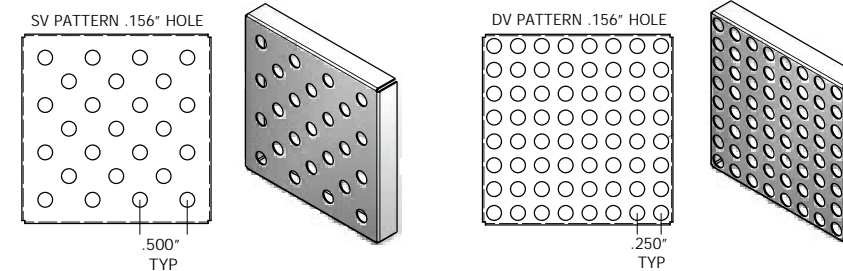


CBS 40 Series Configuration



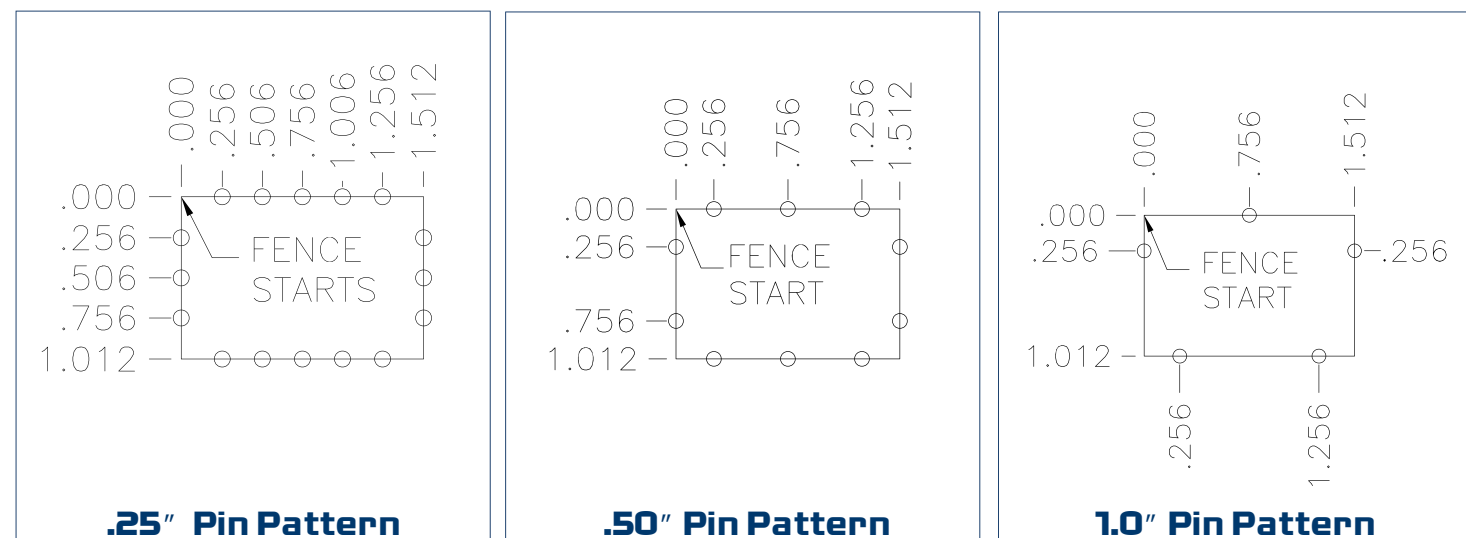
AVAILABLE HEIGHTS:
40 SERIES - .40" TO 2.0" (10,16 TO 50,5)
Recommended hole size: .050" (1,27)

Ventilation Patterns



Single density and double density ventilation holes available upon request.
SV/DV (Standard) = .156" dia. SV2/DV2 (Alternate) = .08" dia.

Mounting Hole Patterns (40 series)



Pin pattern viewed from top of shield. Consult factory for pin patterns for your application

40 Series Specs

- Sizes:** .50" x .50" to 12" x 24" (.25" increments)
- Shapes:** Squares, rectangles and odd shapes in .25" increments
- Heights:** .40" to 3.00"
- Mounting Pins:** .25", .50" or 1.00" spacing
- Surface Mount:** Available for all 40 series CBS
- Std Material:** .015" (.38) pre-tin plated steel
- Cover Retention:** 1.5 - 2.5 lb./linear inch
- Shielding Effectiveness:** up to 60 dB

Standard Options

- Formed fence and cover - unassembled (F)
- Assembled fence and cover (A)
- Flat fence and formed cover (U)
- Pre-tin plated Phos Bronze (P), Alloy 770 (N)
- Ventilation holes (SV 15% or DV 30%)
- Dimples for improved retention (D)

Ordering a CBS is Easy

1. Select your style number - "42-CBS"
2. Choose standard options listed above - "42-CBSFNSV"
3. Specify your width in .25" increments from .50" to 12.00" - "42-CBSFNSV-2.5"
4. Specify your length in .25" increments from .50" to 24.00" - "42-CBSFNSV-2.5x4.5"
5. Specify your height from board to inside cover from .40" to 2.00" - "42-CBSFNSV-2.5x4.5x.40"